



Spelling Tic-Tac-Toe

Choose 3 activities "in a row" to complete for your weekly spelling homework. Staple all work together and return on **Friday** with your homework folder. Cross off each activity you complete.

Have FUN and happy spelling!

<p>Practice Test Ask an adult to read your spelling words out loud so you can write them down to prepare for our test.</p>	<p>Sentences Use each word in a sentence. Underline the spelling words.</p>	<p>Backwards Day Write each spelling word the correct way. Then write it backwards.</p>
<p>Repeat Write your spelling words 5 times each.</p>	<p>Stair Steppers Create a staircase with each word by adding one letter at a time. Example: c c a c a t</p>	<p>Shape Boxes Write each spelling word. Then, draw a shape box around the outside. Example:</p> 
<p>Rainbow Words Write each word. Trace it with a crayon or marker. Choose a second color and trace each letter again.</p> 	<p>Type it Up Type your spelling words using a computer or typewriter and print them out to hand in.</p>	<p>Vowel Hunt Write each spelling word. Circle all of the vowels (a e i o u) in red.</p>

Spelling Tic-Tac-Toe

Choose 3 activities "in a row" to complete for your weekly spelling homework. Staple all work together and return on **Friday** with your homework folder. Cross off each activity you complete.


Have FUN and happy spelling!

<p>Vowel Hunt Write each spelling word. Circle all of the vowels (a e i o u) in red.</p>	<p>Rainbow Words Write each word. Trace it with a crayon or marker. Choose a second color and trace each letter again.</p> <p>the</p>	<p>Switch Hands Write each word. Next, write each word a second time using your opposite hand (example: if you usually write with your right hand, use your left to write the words).</p>
<p>Tell a Story Write a story, using all of your spelling words somewhere in story. Underline the 10 spelling words.</p>	<p>ABC Order Write your spelling words in alphabetical order.</p>	<p>Practice Test Ask an adult to read your spelling words out loud so you can write them down to prepare for our test.</p>
<p>Flashcards Make flashcards of each spelling word to study. You can practice reading and saying the words, spelling them, guessing which letter comes next, etc.</p>	<p>Sentences Use each word in a sentence. Underline the spelling words.</p>	<p>Stair Steppers Create a staircase with each word by adding one letter at a time. Example: c c a c a t</p>

Spelling Tic-Tac-Toe

Choose 3 activities "in a row" to complete for your weekly spelling homework. Staple all work together and return on **Friday** with your homework folder. Cross off each activity you complete.


Have FUN and happy spelling!

<p>Shape Boxes Write each spelling word. Then, draw a shape box around the outside. Example:</p> 	<p>Tell a Story Write a story, using all of your spelling words somewhere in story. Underline the 10 spelling words.</p>	<p>Bookmark It Design a bookmark to use while reading and write all of your spelling words somewhere on the bookmark.</p>
<p>Repeat Write your spelling words 5 times each.</p>	<p>Backwards Day Write each spelling word the correct way. Then write it backwards.</p>	<p>Syllable Clap Write each spelling word. Say the word out loud. Count how many syllables are in each word. Write the number next to each word. Example: cat 1 apple 2 dinosaur 3</p>
<p>Flashcards Make flashcards of each spelling word to study. You can practice reading and saying the words, spelling them, guessing which letter comes next, etc.</p>	<p>ABC Order Write your spelling words in alphabetical order.</p>	<p>Switch Hands Write each word. Next, write each word a second time using your opposite hand (example: if you usually write with your right hand, use your left to write the words).</p>

Spelling Tic-Tac-Toe

Choose 3 activities "in a row" to complete for your weekly spelling homework. Staple all work together and return on **Friday** with your homework folder. Cross off each activity you complete.

Have FUN and happy spelling!

<p>Stair Steppers Create a staircase with each word by adding one letter at a time. Example: c c a c a t</p>	<p>Type it Up Type your spelling words using a computer or typewriter and print them out to hand in.</p>	<p>ABC Order Write your spelling words in alphabetical order.</p>
<p>Syllable Clap Write each spelling word. Say the word out loud. Count how many syllables are in each word. Write the number next to each word. Example: cat 1 apple 2 dinosaur 3</p>	<p>Switch Hands Write each word. Next, write each word a second time using your opposite hand (example: if you usually write with your right hand, use your left to write the words).</p>	<p>Bookmark It Design a bookmark to use while reading and write all of your spelling words somewhere on the bookmark.</p>
<p>Ransom Words Cut letters out of magazines and newspapers and use them to spell each word. Glue your work to a paper to turn in.</p> 	<p>Sentences Use each word in a sentence. Underline the spelling words.</p>	<p>Vowel Hunt Write each spelling word. Circle all of the vowels (a e i o u) in red.</p>